



FOR IMMEDIATE RELEASE

Global Sources Press Contact in Asia

Camellia So

Tel: (852) 2555-5021

e-mail: cso@globalsources.com

Global Sources Investor Contact in Asia

Investor Relations Department

Tel: (852) 2555-4777

e-mail: investor@globalsources.com

Global Sources Press Contact in U.S.

James W.W. Strachan

Tel: (480) 664 8309

e-mail: strachan@globalsources.com

Global Sources Investor Contact in U.S.

Kirsten Chapman & Timothy Dien

Lippert/Heilshorn & Associates, Inc.

Tel: (415) 433-3777

e-mail: tdien@lhai.com

Global Sources reports first quarter 2009 results

- Posted GAAP EPS of \$0.03 and Non-GAAP EPS of \$0.04 -

- Closed quarter with \$137 million in cash and securities & no debt -

NEW YORK, May 21, 2009 – Global Sources Ltd. (NASDAQ: GSOL) (<http://www.globalsources.com>) reported financial results for the first quarter ended March 31, 2009.

Global Sources' chairman and CEO, Merle A. Hinrichs, said: "As we anticipated, during the first quarter we were significantly impacted by the global recession. However, we maintained strong fiscal discipline and achieved GAAP and Non-GAAP earnings per share of \$0.03 and \$0.04, respectively. While we expect continued pressure on revenue and profitability, we are carefully managing costs and believe business conditions may improve later this year.

"We believe Global Sources is well positioned to help our customers through these challenging times. We have a valuable market position serving the larger professional buyers and suppliers that account for the majority of trade. This position is supported by our end-to-end offering of online, shows and magazines, and by industry leading services that help buyers distinguish between verified and unverified suppliers," concluded Hinrichs.

Financial highlights - First quarter: 2009 compared to 2008

- Revenue was \$34.8 million, down 14% from \$40.6 million.
 - * Online revenue was \$22.0 million for each period.
 - * Exhibitions revenue was \$4.5 million, down 25% from \$6.0 million.
 - * Print revenue was \$7.5 million, down 35% from \$11.6 million.
 - * Revenue from mainland China was \$23.4 million, down 3% from \$24.1 million.
 - * GAAP net income was \$1.2 million, or \$0.03 per diluted share, which included a non-cash stock based compensation (SBC) expense of \$526,000 based on the March 31, 2009 stock price of \$3.89. For the first quarter of 2008, GAAP net income was \$8.2 million, or \$0.16 per diluted share, which included a credit of \$1.6 million in non-cash SBC expense based on the March 31, 2008 stock price of \$14.85.
 - * Non-GAAP net income was \$1.7 million, or \$0.04 per diluted share, compared to \$6.6 million, or \$0.13 per diluted share, for the first quarter of 2008.
 - * Total deferred income and customer prepayments were \$85.1 million as at March 31, 2009, compared to \$96.1 million as at March 31, 2008.

Global Sources' non-GAAP metrics

Management believes non-GAAP metrics are useful measures of operations and provides GAAP to non-GAAP reconciliation tables at the end of this press release. Global Sources defines non-GAAP net income as net income excluding non-cash, stock-based compensation (SBC) expense or credit, gains or losses on acquisitions and investments, and/or impairment charges, for all historical and future references to non-GAAP metrics. Non-GAAP EPS is defined as non-GAAP net income divided by the weighted average of diluted common shares outstanding.

Global Sources' Deputy CFO, David Gillan, said: "In the first quarter, we maintained a very strong balance sheet. We increased our cash, cash equivalents and available-for-sale securities to a total of \$136.7 million, up from \$131.0 million at Dec. 31, 2008. In addition, we have no debt and we have negligible receivables risk with days sales outstanding (DSOs) at a company record low of 10 days."

Recent Corporate Highlights

- Held six *China Sourcing Fairs* and an *India Sourcing Fair* in April and early May at the AsiaWorld-Expo in Hong Kong. Buyers from many of the world's top retailers attended including Ahlens, Atico, Auchan, Carrefour, Coles Group, Creativa, Dollar General, Halfords, Intelbras, Home Depot, LG Sourcing, Li & Fung, Marks & Spencer, Monsoon Accessorize, Otto International, Playtex, Samsung, Sears and Staples.

- Two new shows, *China Sourcing Fair: Home Products* and the first ever show dedicated to India suppliers *India Sourcing Fair: Home Products*, were held in conjunction with *China Sourcing Fair: Baby & Children's Products*. The three fairs showcased a total of 1,500 booths from 9 countries and regions, with a vast majority of exhibitors from Greater China.
- The first ever *China Sourcing Fair: Gifts & Premiums* was held in conjunction with *China Sourcing Fair: Fashion Accessories* and *China Sourcing Fair: Underwear & Swimwear*. The three shows featured nearly 2,000 booths from 14 countries and regions.
- Held the largest-ever spring *China Sourcing Fair: Electronics & Components*, featuring over 2,500 booths from 13 countries and regions.
- More than twenty *Private Sourcing Events* were held in mainland China, New Delhi, and Vietnam since January 2009. Participating buyers included Dollar General, Metro, Lowe's, El Corte Ingles, Newell Rubbermaid, Otto International, ThreeSixty Sourcing, Monster Cable and Carrefour.
- The 14th *International IC-China Conference & Exhibition* was held. Key companies attending included Altium, Analog Devices, Atmel, Fairchild Semiconductor, Intel, Intersil, Maxim, Micrel, Microchip Technology, Microsoft Windows Embedded, NEC Electronics, Numonyx, NXP Semiconductors, Texas Instruments and Vishay.
- Achieved record lead generation, which is measured as requests for information (RFIs) from buyers to suppliers through *Global Sources Online*. There were more than 67 million RFIs during the 12 months ended March 31, 2009, up more than 105% compared to the same period last year.
- Increased Global Sources' independently certified community of active buyers to more than 803,000 at the end of the first quarter, 15% higher than the same time last year.
- Awarded for the fourth consecutive year, IR Global Rankings' "Best Ranked IR Website in Greater China & Asia/Pacific" and "Best Ranked Corporate Governance Practices in Greater China".

Conference call for Global Sources first quarter 2009 earnings

Chairman and CEO, Merle A. Hinrichs, CFO Eddie Heng, and Deputy CFO David Gillan are scheduled to conduct a conference call at 8:00 a.m. ET on May 21, 2009 (8:00 p.m. on May 21, 2009 in Hong Kong) to review these results in more detail. To participate please call at least 10 minutes in advance to ensure all callers are placed into the call at start time. Investors in the United States may participate in the call by dialing (888) 212-8315, and international participants may dial (1-706) 643-0144. Investors in Hong Kong are required to provide the conference ID #95532839; are encouraged to dial into the call 10 to 15 minutes prior to the call to prevent delay in joining; and may participate by dialing (852) 3011-4522. A live webcast of the conference call is scheduled to be available on Global Sources' corporate site at <http://www.investor.globalsources.com>.

For those who cannot listen to the live broadcast, a webcast replay of the call is scheduled to be available on the company's corporate site for at least 30 days. A telephone replay of the call is also scheduled to be available through May 25, 2009. To listen to the telephone replay, dial (800) 642-1687, or dial (1-706) 645-9291 outside the United States, and enter pass code 95532839#. For those in the Hong Kong area, the replay dial-in number is (852) 3011-4541, and the pass code is 95532839#.

About Global Sources

Global Sources is a leading business-to-business media company and a primary facilitator of trade with Greater China. The core business uses English-language media to facilitate trade from Greater China to the world. The other business segment utilizes Chinese-language media to enable companies to sell to, and within Greater China.

The company provides sourcing information to volume buyers and integrated marketing services to suppliers. It helps a community of over 803,000 active buyers source more profitably from complex overseas supply markets. With the goal of providing the most effective ways possible to advertise, market and sell, Global Sources enables suppliers to sell to hard-to-reach buyers in over 240 countries.

The company offers the most extensive range of media and export marketing services in the industries it serves. It delivers information on 4.3 million products and more than 196,000 suppliers annually through 14 online marketplaces, 13 monthly magazines, over 100 sourcing research reports and 12 specialized trade shows which run 29 times a year across 10 cities.

Suppliers receive more than 67 million sales leads annually from buyers through *Global Sources Online* (<http://www.globalsources.com>) alone.

Global Sources has been facilitating global trade for 38 years. Global Sources' network covers more than 69 cities worldwide. In mainland China, Global Sources has over 2,500 team members in more than 44 locations, and a community of over 1 million registered online users and magazine readers for Chinese-language media.

Safe Harbor Statement

This news release contains forward-looking statements within the meaning of Section 27-A of the Securities Act of 1933, as amended and Section 21-E of the Securities Exchange Act of 1934, as amended. The company's actual results could differ materially from those set forth in the forward-looking statements as a result of the risks associated with the company's business, changes in general economic conditions, and changes in the assumptions used in making such forward-looking statements.

GLOBAL SOURCES LTD. AND SUBSIDIARIES
CONSOLIDATED BALANCE SHEETS
(In U.S. Dollars Thousands, Except Number of Shares and Per Share Data)

	At March 31 2009 (Unaudited)	At December 31 2008
<u>ASSETS</u>		
Current Assets:		
Cash and cash equivalents	\$ 116,054	\$ 70,225
Available-for-sale securities.....	20,674	60,786
Accounts receivable, net.....	5,019	6,025
Receivables from sales representatives.....	4,517	5,574
Inventory	996	1,306
Prepaid expenses and other current assets.....	20,177	16,513
Deferred tax assets.....	28	28
Total Current Assets.....	167,465	160,457
Property and equipment, net.....	81,650	82,657
Long term investments	100	100
Deferred tax assets.....	328	323
Other noncurrent assets.....	1,646	1,561
Total Assets.....	\$ 251,189	\$ 245,098
<u>LIABILITIES AND SHAREHOLDERS' EQUITY</u>		
Current Liabilities:		
Accounts payable.....	\$ 8,032	\$ 10,117
Deferred income and customer prepayments.....	81,544	73,636
Accrued liabilities.....	9,270	11,579
Income taxes payable.....	360	261
Total Current Liabilities.....	99,206	95,593
Deferred income and customer prepayments	3,536	3,044
Deferred tax liability	251	318
Total Liabilities.....	102,993	98,955
Shareholders' equity:		
Common shares, US\$0.01 par value; 75,000,000 shares authorized; 51,416,300 (2008: 51,376,335) shares issued and 44,541,300 (2008: 44,501,335) shares outstanding.....	514	514
Additional paid in capital	134,448	133,922
Treasury shares, at cost – 6,875,000 (2008: 6,875,000) shares.....	(50,000)	(50,000)
Retained earnings	56,456	55,259
Accumulated other comprehensive income	1,934	2,225
Total Company Shareholders' Equity.....	143,352	141,920
Non-controlling interest	4,844	4,223
Total Equity.....	148,196	146,143
Total Liabilities and Equity.....	\$ 251,189	\$ 245,098

GLOBAL SOURCES LTD. AND SUBSIDIARIES
CONSOLIDATED STATEMENTS OF INCOME
(In U.S. Dollars Thousands, Except Number of Shares and Per Share Data)

	Three months ended March 31,	
	2009	2008
	(Unaudited)	(Unaudited)
Revenue:		
Online and other media services (Note 1)	\$ 29,495	\$ 33,532
Exhibitions.....	4,488	5,961
Miscellaneous.....	805	1,121
	34,788	40,614
Operating Expenses:		
Sales (Note 2)	13,738	12,316
Event production	821	1,005
Community (Note 2)	5,197	6,043
General and administrative (Note 2).....	11,595	11,228
Online services development (Note 2)	1,411	1,479
Amortization of software costs	42	40
Total Operating Expenses	32,804	32,111
Income from Operations	1,984	8,503
Interest and dividend income	65	1,297
Foreign exchange losses, net.....	(93)	(256)
Income before Income Taxes	1,956	9,544
Income Tax Expense	(138)	(233)
Net Income	\$ 1,818	\$ 9,311
Net income attributable to non-controlling interest.....	(621)	(1,106)
Net Income Attributable to the Company	\$ 1,197	\$ 8,205
Diluted net income per share attributable to the Company's shareholders..	\$ 0.03	\$ 0.16
Total shares used in diluted net income per share calculations.....	45,671,181	52,064,034

Note : 1. Online and other media services consists of:

	Three months ended March 31,	
	2009	2008
	(Unaudited)	(Unaudited)
Online services.....	\$ 21,970	\$ 21,930
Print services.....	7,525	11,602
	\$ 29,495	\$ 33,532

Note : 2. Non-cash compensation expenses associated with the employee equity compensation plans and Directors Purchase Plan included under various categories of expenses are as follows:

	Three months ended March 31,	
	2009	2008
	(Unaudited)	(Unaudited)
Sales.....	\$ 9	\$ (1,393)
Community.....	7	15
General administrative	436	(247)
Online services development	74	48
	\$ 526	\$ (1,577)

GLOBAL SOURCES LTD. AND SUBSIDIARIES
ACTUAL GAAP to NON-GAAP RECONCILIATION
(In U.S. Dollars Thousands, Except Number of Shares and Per Share Data)

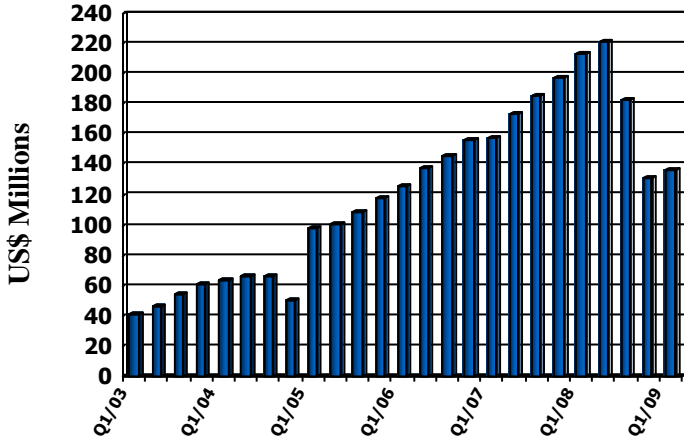
	<u>Three months ended March 31, 2009</u>	<u>Three months ended March 31, 2008</u>
GAAP EPS	<u>\$ 0.03</u>	<u>\$ 0.16</u>
GAAP Net Income	\$ 1,197	\$ 8,205
Non-cash stock based compensation expense / (credit) (Note 1)	526	(1,577)
Non-GAAP Net Income	<u>\$ 1,723</u>	<u>\$ 6,628</u>
Non-GAAP diluted net income per share	<u>\$ 0.04</u>	<u>\$ 0.13</u>
Total shares used in non-GAAP diluted net income per share calculations	<u>45,671,181</u>	<u>52,064,034</u>

Note:

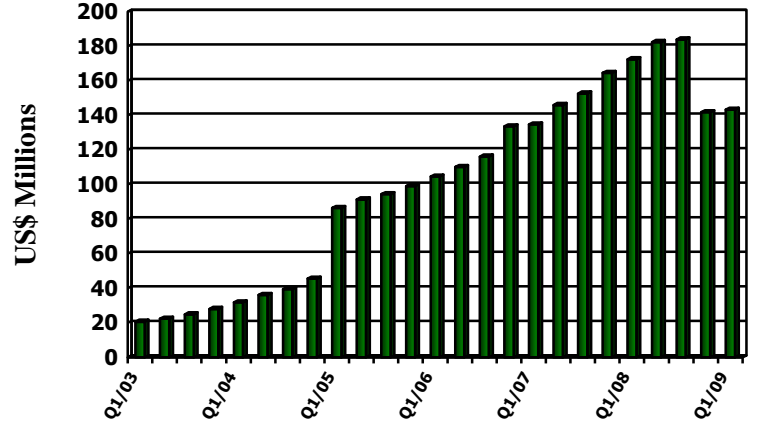
(1) Actual SBC is calculated based on actual share price on date of the awards for employees and revaluation based on the share price of the last day of the quarter for consultants.

GLOBAL SOURCES LTD. AND SUBSIDIARIES

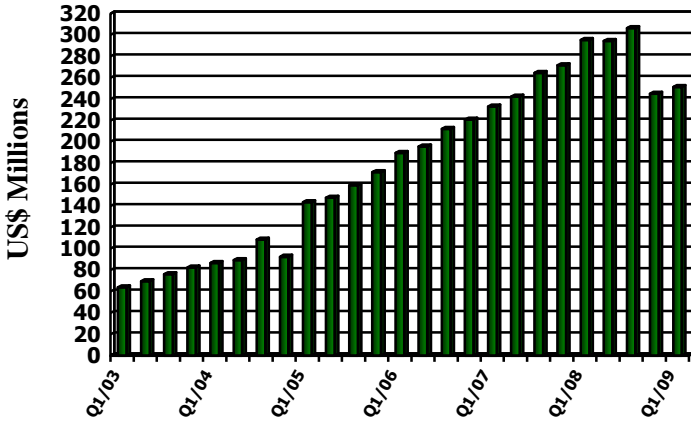
Total Cash and Securities



Total Shareholders' Equity



Total Assets



Total Deferred Income Customer Prepayments

